


Changing a Student Password in Student Backpack

We are encouraging 3rd–5th grade students who still have the default password (their birthdate in 6 digits) to change their password. Please see the directions below.

Students, when you change your password, write it down and keep it in a safe place. Keep your password a secret. You need to change it any time another student may know your password.


1. Log into your Chromebook and click the green backpack at the bottom of the screen.



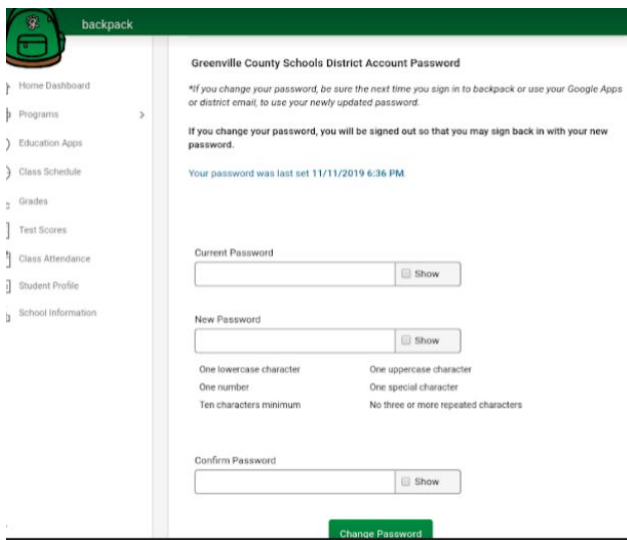
2. Sign into Student Backpack with your normal username and password.

A screenshot of the "Greenville County Schools Backpack" login page. The page has a header with a green backpack icon and the text "Greenville County Schools Backpack". Below this is a "Student Sign In" section on the left and a "First Time Here?" section on the right. The "Student Sign In" section contains fields for "Email/Username" and "Password", each with a "Need help?" link. There is a "Show" button next to the password field and a green "Sign In" button at the bottom. The "First Time Here?" section has buttons for "I'm a Student" and "I'm a Parent *", with an "or" separator between them. A small footnote at the bottom reads "* Parent/legal guardian or noncustodial guardian". The entire "Student Sign In" section is circled in yellow.

3. Click on the settings icon (the gear) at the top right.



4. Follow the instructions on the screen to change your password.



The screenshot shows a web interface for changing a password. On the left is a sidebar with a 'backpack' logo and a list of navigation items: Home Dashboard, Programs, Education Apps, Class Schedule, Grades, Test Scores, Class Attendance, Student Profile, and School Information. The main content area is titled 'Greenville County Schools District Account Password'. It includes a warning: 'If you change your password, be sure the next time you sign in to backpack or use your Google Apps or district email, to use your newly updated password.' Below this, it states: 'If you change your password, you will be signed out so that you may sign back in with your new password.' and 'Your password was last set 11/11/2019 6:36 PM'. The form consists of three password fields: 'Current Password', 'New Password', and 'Confirm Password'. Each field has a 'Show' button. Below the 'New Password' field, there are password requirements: 'One lowercase character', 'One uppercase character', 'One number', 'One special character', 'Ten characters minimum', and 'No three or more repeated characters'. At the bottom of the form is a green 'Change Password' button.

5. Write your password down and keep it in a safe place. Keep your password a secret!

Email Mrs. Owen (jubowen@greenville.k12.sc.us) if you have questions. :)